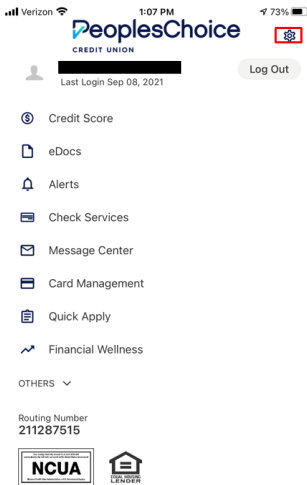
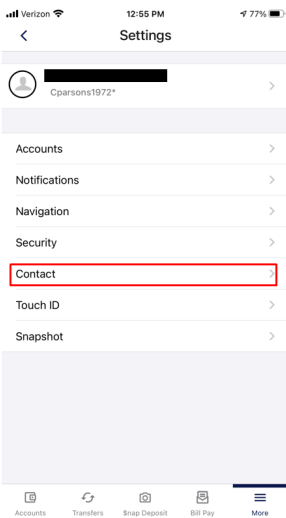


## How to Enable your Phone for Text Alerts

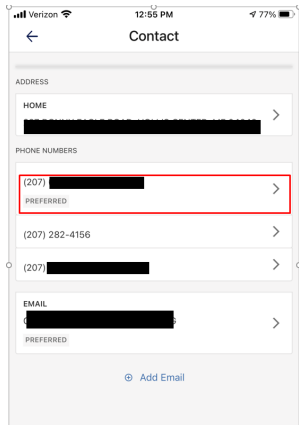
Click the **More** icon on the bottom right of the app, and then click the Gear icon at the top right of the page...



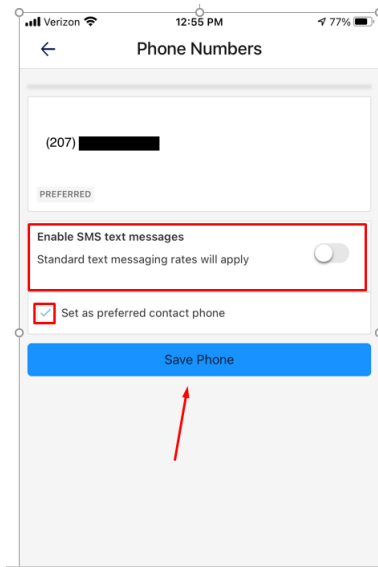
Select the **Contact** option from the menu...



Select your Mobile number or Preferred phone number



Click to **Enable SMS Text Messages** and **Save Phone**



You will be given a choice to email or text a one-time code to confirm the phone number.

**Confirm SMS Phone Number**

We will send a one-time code to (207) [REDACTED] to confirm this is your phone number.

Standard messaging rates apply.



Once confirmed, you can go to the **Alerts** option under the **More** menu and establish SMS/Text alerts on your various accounts...

